



राजस्थान केन्द्रीय विश्वविद्यालय Central University of Rajasthan

(संसद के अधिनियम क्रमांक 25 वर्ष 2009 द्वारा स्थापित)

(Established under the Central Universities Act, 2009)

User Process For Convocation

STEP 1 :

Open url <https://www.curaj-erp.in/curaj-convocation/> and click on **Student**



राजस्थान केन्द्रीय विश्वविद्यालय
Central University of Rajasthan
(Established under the Central Universities Act, 2009)

Home

CURAJ Convocation 2021-22 Process

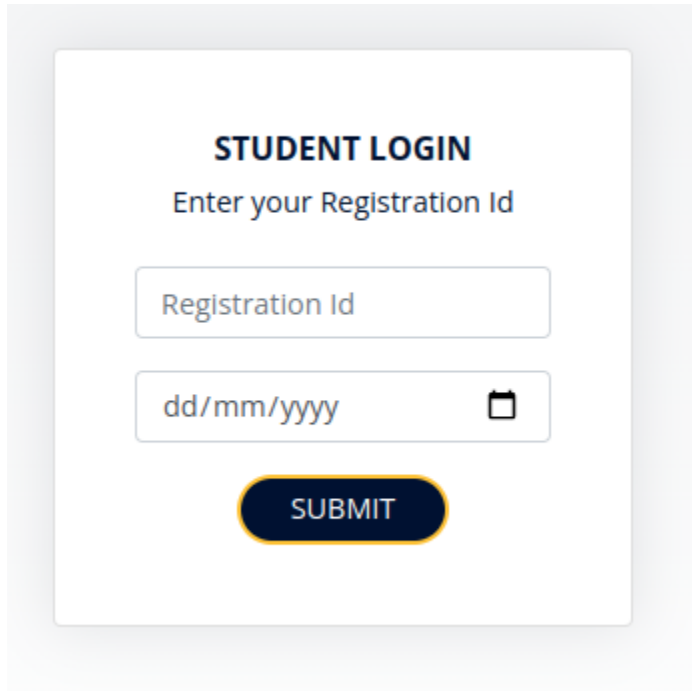
Simplifying the process

Student Admin

Copyright © curaj


STEP 2 :

Enter your Registration Id and Date of Birth to get login in your account



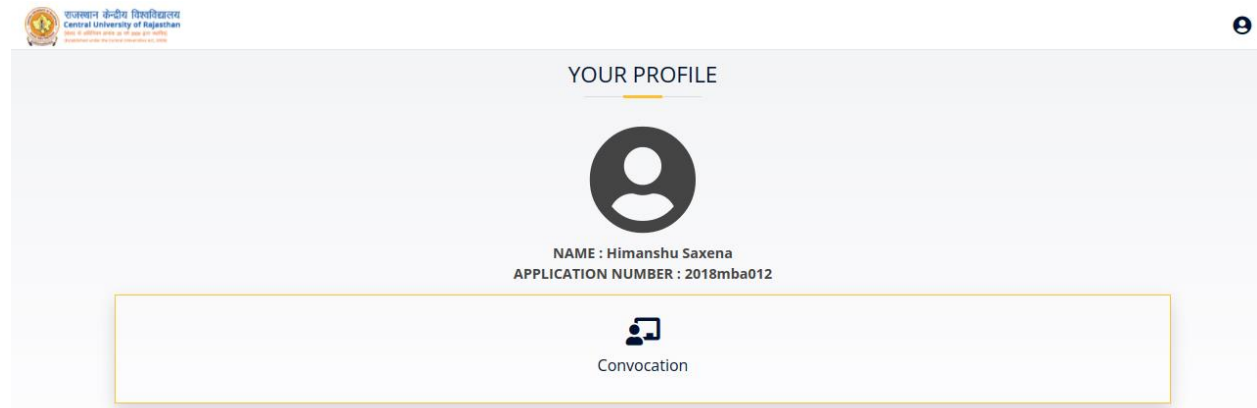
STUDENT LOGIN

Enter your Registration Id

STEP 3 :

Once you enter your registration id and date of birth correctly you will be redirected to your profile page




YOUR PROFILE

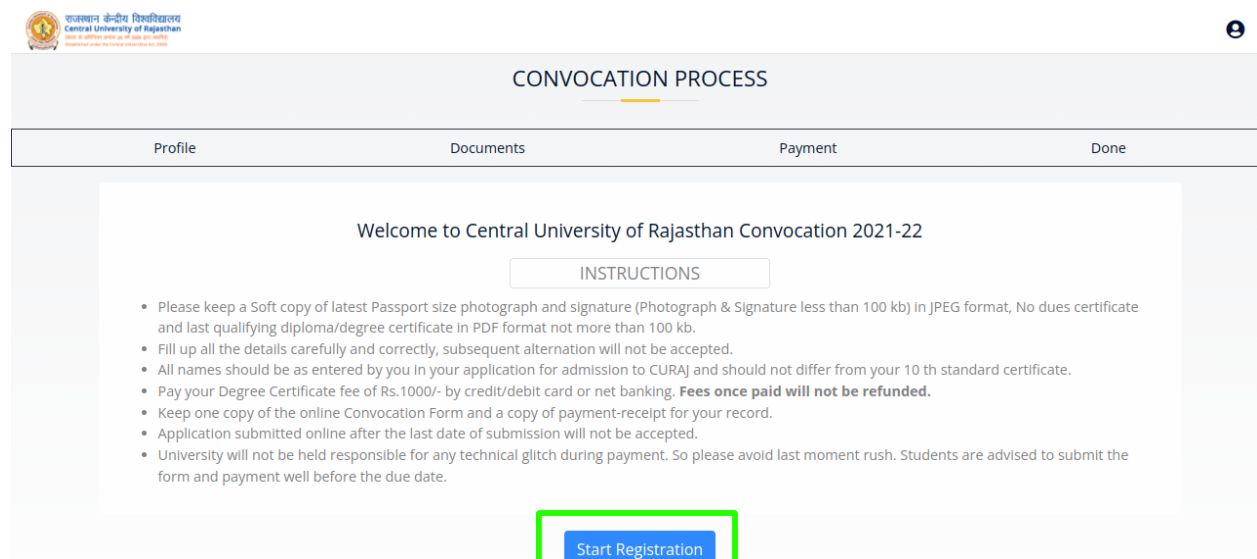
NAME : Himanshu Saxena
APPLICATION NUMBER : 2018mba012

Convocation

Convocation link is present at bottom



Click on link to proceed



CONVOCATION PROCESS

Profile Documents Payment Done

Welcome to Central University of Rajasthan Convocation 2021-22

INSTRUCTIONS


- Please keep a Soft copy of latest Passport size photograph and signature (Photograph & Signature less than 100 kb) in JPEG format, No dues certificate and last qualifying diploma/degree certificate in PDF format not more than 100 kb.
- Fill up all the details carefully and correctly, subsequent alternation will not be accepted.
- All names should be as entered by you in your application for admission to CURAJ and should not differ from your 10 th standard certificate.
- Pay your Degree Certificate fee of Rs.1000/- by credit/debit card or net banking. **Fees once paid will not be refunded.**
- Keep one copy of the online Convocation Form and a copy of payment-receipt for your record.
- Application submitted online after the last date of submission will not be accepted.
- University will not be held responsible for any technical glitch during payment. So please avoid last moment rush. Students are advised to submit the form and payment well before the due date.

Start Registration

Read out instructions carefully and then click on Start Registration it will take you to your details page where you can see your details

PROFILE

Profile
Documents
Payment
Done

 Edit

:- Personal Details

Name of the Student <small>(In English In CAPITAL Letters)</small>	DUSHYANT MUDGAL	Enrollment No.	2018MBA011
Gender	Male	Mother Name	Kamlesh Mudgal
Father Name	Mataprasad Sharma	Aadhaar No.	-
NAD Registration/Acknowledgement No.	-	Name of the School	School of Commerce and Management
Name of Department	Department of Management	Name of Programme	MBA
Year of passing of the exam for which degree is sought	-	I wish to receive the degree in	-
Address for correspondence (in Capital Letters) <small>(Do not include Name)</small>	-		
PIN	-		
Phone No.	9711391992	Email Id	connectdushyant@gmail.com
Alternative No.(Parent/Guardian Contact No.)	-	Present Job Profile (If applicable)	-
Details of Higher Studies (If applicable)	-	Future Career Planning (If any)	-

I agree all mention details are correct

Submit and next

If you need to update any of your details then click on edit button o
 When you click on edit button you can edit details then after click the check box to I agree all
 mention details are correct
 After that click on Submit and next

Name of the Programme	MBA	Year or passing or the exam for which degree is sought	
I wish to receive the degree in	Select		
Address for correspondence (in Capital Letters) <small>(Do not include Name)</small>	PIN		
Mobile No.	9711391992	Alternative No.(Parent/Guardian Contact No.)	
Email Address	connectdushyant@gmail.com	Present Job Profile (If applicable)	
Details of Higher Studies (If applicable)		Future Career Planning (If any)	

I agree all mention details are correct

Submit and next

After that you will get to your document page where you have to upload your documents
Like Photo, signature, Nodues Certificate last ,qualifying Certificate
Upload them in pdf format by clicking on Choose file and select your document and then click
on upload button

#	Document	Instruction	Re Check	Upload
1	Photo*	Upload Image to be less than 100KB	-	Choose file No file chosen Upload
2	Signature Upload*	Upload Image to be less than 100KB	-	Choose file No file chosen Upload
3	No Dues Certificate*	Upload PDF to be less than 100KB	-	Choose file No file chosen Upload
4	Last Qualifying Diploma/Degree Certificate *	Upload PDF to be less than 100KB	-	Choose file No file chosen Upload

I confirm that all documents are uploaded with correct details

Submit and next

Once all document uploaded successfully click on checkbox to confirm that all documents are
uploaded with correct details
And then click on Submit and Next
Once you will complete your Document then you will redirect to Fees Payment Page

Registration Fee

PAYMENT
Click on "Click to pay" button and you will redirect to bank payment page , you
can pay through net banking , credit card , debit card , UPI.

CHECKOUT

convocation fees ₹1000

Click to pay

Click on Click to pay button to pay convocation fees Via

1. Internet Banking
2. Debit card
3. Credit card
4. Upi

Once your Payment successfully Done you will get a confirmation page with a download button to download your details




कजसखन केंद्रीय विश्वविद्यालय
Central University of Rajasthan
1993-94 (UPEE) under the 69th Amendment of the Constitution of India



CONVOCATION PROCESS

Form Submitted

Download details below .

 Download